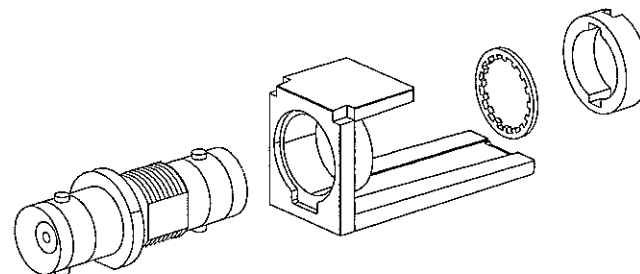
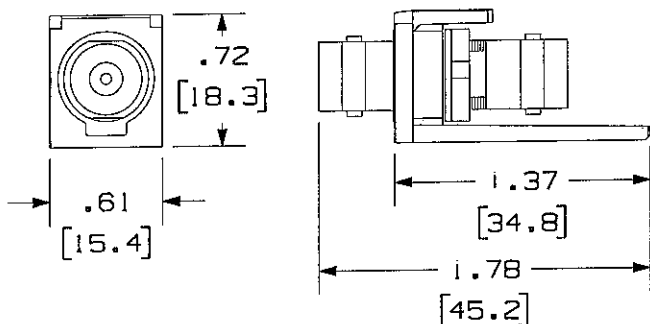


THIS COPY IS PROVIDED ON A RESTRICTED BASIS AND IS NOT TO BE USED IN ANY WAY DETRIMENTAL TO THE INTERESTS OF PANDUIT CORP.

| PANDUIT P/N | WEIGHT |
|-------------|------------------------------------|
| CMBA75**Y | 3.58 LB/100 PCS (1629g/100 PCS) |

NOTES:

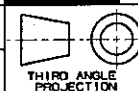
- SEE CURRENT CATALOG FOR ADDITIONAL PART NUMBER SUFFIXES TO INDICATE COLOR AND OR PACKAGE QUANTITY.
- SEE CATALOG FOR COMPLETE LIST OF PARTS APPLICABLE FOR USE WITH THIS PART.
- DIMENSIONS IN PARENTHESES ARE IN METRIC.
- FOR FREQUENCY RANGE FROM 10-250MHZ, WITH MEASUREMENTS CALCULATED AT 250MHZ, TYPICAL RESULTS ARE INDUCTANCE 9.18nH, CAPACITANCE 1.6pF.
- ATTENUATION AND RETURN LOSS AT 22.68 Mhz, THE SIGNAL FREQUENCY FOR DS3, GIVES RESULTS OF -.1 DB AND -30 DB RESPECTIVELY.
- PART INCLUDES:
 - i- MODULE BASE
 - i- 75ohm BNC COUPLER (ASSEMBLED TO MODULE BASE)
 - i- LOCK WASHER
 - i- ROUND SPANNER NUT



| | | | |
|------------------|------------------------|------|---|
| DRAWING FILENAME | MO2479GW_DC181_00A.PRT | SIZE | A |
|------------------|------------------------|------|---|

MINI-COM 75 OHM BNC COUPLER
MODULE CUSTOMER DRAWING

NETWORK SYSTEMS
AUG 18 2006
ENGINEERING DEPT



ALL DIMENSIONS ARE GIVEN IN INCHES, UNLESS OTHERWISE SPECIFIED.
DIMENSIONAL TOLERANCES ARE:
(.X) ± (.XXX) ± .010(.3)
(.XX) ± .031(.8) ANGLES ±

DRAWN BY JsP
DATE 4-26-06
CHK'D

MATERIAL:
COUPLER BODY- NICKEL PLATED
COUPLER INSULATOR- PLASTIC
COUPLER CONTACT- GOLD PLATED
MODULE BASE- PLASTIC

| | |
|------------------|-----------|
| I.I. NUMBER | N/A |
| PRODUCT SPEC | N/A |
| WORK INSTRUCTION | N/A |
| SCALE | NONE |
| PART NO. | CMBA75**Y |
| DRAWING NO. | 02479-181 |

| | | | | | | | | | |
|-----|---------|-----|-----|------------------------|-----------|---|------|-----|-----|
| REV | DATE | BY | CHK | DESCRIPTION | ECN | R | CUST | SUP | OTH |
| R | 4-26-06 | JsP | MD | RELEASED TO PRODUCTION | 02479-181 | | | | |